



Charging Document

s 14 Criminal Procedure Act 2011

CRN: 18092503993

Filed in the District Court at Manukau

on: 2 November 2018

Defendant

Name:* Janine Anne Wallace

PRN: 61092563

Address: 1478 Miranda Road
Mangatangi
Mangatawhiri 2473

Gender:* Female
Date of birth:* 9/02/1960
Driver licence no:
Occupation: Farmer / Dog Breeder

Offence details

I, Kevin Plowright of the Royal Society for the Prevention of Cruelty to Animals, have good cause to suspect that Janine Anne Wallace has committed the offence specified below.

Date of offence:* Between 28 July 2017 &
13 Oct 2017

Offence location:* at Mangatawhiri

Offence description: *

Being a person in charge of an animal, namely a German Shepherd dog named Paris, did not ensure that the physical, health and behavioural needs of that animal were met in a manner that was in accordance with good practice.

Legislative reference:* Animal Welfare Act 1999, sections 10, 12(a) and 25.

Maximum penalty:* 12 months' imprisonment and/or \$50,000 fine.

Offence category:* 2 Representative charge:* No Alternative charge:* No

Select Yes if the offence description is worded as a representative or alternative charge.

First appearance hearing

Date: 17th December 2018

Time:

Court: Manukau District Court

Prosecutor details

Prosecutor:* Royal Society for the Prevention of Cruelty to Animals (Auckland)

Address for service:* Kayes Fletcher Walker (Luke Radich)
PO Box 76066, Manukau 2241
Email: service@kfw.co.nz

Signed:



Charging Document

s 14 Criminal Procedure Act 2011

CRN: 18092503948

Filed in the District Court at Manukau

on: 2 November 2018

Defendant

Name:* Barbara Glover

PRN: 61092530

Address: 1478 Miranda Road
Mangatangi
Mangatawhiri 2473

Gender:* Female
Date of birth:* 2/08/1938
Driver licence no:
Occupation: Farmer / Dog Breeder

Offence details

I, Kevin Plowright of the Royal Society for the Prevention of Cruelty to Animals (Auckland) have good cause to suspect that Barbara Glover has committed the offence specified below.

Date of offence:* Between 28 July 2017 and 13 October 2017

Offence location:* at Mangatawhiri

Offence description: *

Being the owner of an animal, namely a German Shepherd dog named Paris, did not ensure that the physical, health and behavioural needs of that animal were met in a manner that was in accordance with good practice.

Legislative reference:* Animal Welfare Act 1999, sections 10, 12(a) and 25.

Maximum penalty:* 12 months' imprisonment and/or \$50,000 fine.

Offence category:* 2 Representative charge:* No Alternative charge:* No

Select Yes if the offence description is worded as a representative or alternative charge.

First appearance hearing

Date: 17th December 2018 Time: 9a
Court: Manukau District Court



Prosecutor details

Prosecutor:* Royal Society for the Prevention of Cruelty to Animals (Auckland)

Address for service:* Kayes Fletcher Walker (Luke Radich)
PO Box 76066, Manukau 2241
Email: service@kfw.co.nz

Signed:

Witness Statement

Name: Dr Jess Beer BVSC MANZCVS	Occupation: Vet
This statement (consisting of 2 pages each signed by me) is true to the best of my knowledge and belief. It has been made by me knowing that it may be admitted as evidence for the purposes of the standard committal or at a committal hearing, and that I could be prosecuted for perjury if the statement is known by me to be false and intended by me to mislead (Summary Proceedings Act 1957 section 162).	
Date: 11 December 2017	
Signature: 	Witnessed by: 

I have BVSc from Massey University, graduating in 2002. I have Membership by examination of the Australia and New Zealand College of Veterinary Scientists in Veterinary Behaviour, 2014. I have worked with animal welfare charities in UK, Romania, India, Portugal, Greece, Thailand, Mexico, Panama, Rarotonga and New Zealand. I am currently working as a Head Veterinarian at SPCA Auckland, as well as being the Owner and Director of a private behaviour consulting business, Kiwi Vet Behaviour.

On the 13th of October 2017, I was requested by SPCA Animal Welfare Inspectors Laurie Davis and Kevin Plowright to assist them with an inspection of large numbers of German Shepherd dogs at 1478 Miranda Road Mangatangi.

My overall observation on the day was of a poorly run large scale dog breeding operation with an obvious lack of facilities to adequately house their dogs. The large number of German shepherd dogs were contained in various locations around the large rural property. Dogs were confined within the hay barn, utility shed, wool shed, deer shed, garden shed and garage. Dogs were also found tethered at various locations around the property without adequate shelter. The dogs were tethered by choke chains around the dog's neck. The owners of these dogs are risking possible harm to tether their dogs in this manner.

There was robust vocalisation from the many dogs on our arrival. Areas where the dogs were contained had evidence of faecal tracking and build up, and many of the dogs were without water. Many showed concerned at our approach, showing body language consistent with fear, anxiety and distress.

"Paris" a 2 year old Female Entire, German Shepherd Dog, SPCA identity number 292120. Dog 8.



Paris was found confined within a deer shed, the shed consisted of a concrete floor and high walled, plywood cubicles. The cubicles were without windows or ventilation. The only light was from a skylight in the roof. The deer shed had been recently hosed out, leaving the floor and dogs very wet. "Paris" was exhibiting excessive vocalisation, pacing and panting. Her coat was water soaked, and there was still a strong ammonia smell to the enclosure due to the porous concrete floor and wooden walls. The dog had

Signed:

Witness signature:

Occupation: AW Inspector

Witness Statement

Name: Dr Jess Beer BVSC MANZCVS	Occupation: Vet
This statement (consisting of 2 pages each signed by me) is true to the best of my knowledge and belief. It has been made by me knowing that it may be admitted as evidence for the purposes of the standard committal or at a committal hearing, and that I could be prosecuted for perjury if the statement is known by me to be false and intended by me to mislead.	
Date: 12 December 2017	
Signature: 	Witnessed by: 

I have BVSc from Massey University, graduating in 2002. I have Membership by examination of the Australia and New Zealand College of Veterinary Scientists in Veterinary Behaviour, 2014. I have worked with animal welfare charities in UK, Romania, India, Portugal, Greece, Thailand, Mexico, Panama, Rarotonga and New Zealand. I am currently working as a Head Veterinarian at SPCA Auckland, as well as being the Owner and Director of a private behaviour consulting business, Kiwi Vet Behaviour.



On the 13th October 2017, I was requested by SPCA Animal Welfare Inspectors Laurie Davis and Kevin Plowright to assist them with an inspection of large numbers of German shepherd dogs at 1478 Miranda Road, Mangatangi.

My overall observation on the day was of a poorly run large scale dog breeding operation with an obvious lack of facilities to adequately house their dogs. The large number of German shepherd dogs were contained in various locations around the large rural property. Dogs were confined within the hay barn, utility shed, wool shed, deer shed, garden shed and garage. Dogs were also found tethered at various locations around the property without adequate shelter. There were dogs in crates. Dogs were tethered with choke chains around their necks. The owners of these dogs are risking possible harm to tether dogs in this manner.

There was robust vocalisation from the many dogs on our arrival. Areas where the dogs were contained showed evidence of faecal tracking and build up, and many of the dogs were without water. Many showed concerned out our approach, showing body language consistent with fear, anxiety and distress

“Desney”. Dog 9, a 4-5 year old female entire, German shepherd dog, identity number 291923.

“Desney” was found in a woolshed, the floor was wooden and slatted with wide spaces between the slats allowing draughts and risk of trauma to nails and digits of the dog’s feet. Desney was housed with 8 other dogs inside a wool shed. They were separated by rails that had been chewed, likely as a result of boredom and frustration and the noise level was extremely high. Desney was well behaved and interactive but showed clear physical discomfort from her skin and ears.

Signed: 
Witness signature: 

Occupation: A.W Inspector

Inspector Statement

unable to prove how long the dogs have been confined for. Ms Wallace stated the dogs were out running around that morning. The dogs were in normal body condition.

Our vet checked pups in the car, they were without access to water. The pups were let out of the car and offered water, they were very thirsty and vigorously consumed water.

An adult female dog was contained in the small shed. The dog was in normal body condition and had access to water. We had concerns for the length of time the dog may spend in the small shed, however we were not able to prove a time line.

Ms Wallace opened the locked room, the first dog brought out was a female adult dog in faeces matted in the coat and obvious ear infection the dog was shaking her head with discomfort. This dog was seized **"DEBBIE" dog 7.**

The pups contained in the stables attached the deer sheds were inspected. The first pen contained one pup in normal body condition and the pup had access to water. The second stable had three pups they were without water, their bowel had been knocked over. The pups were without any behavioural enrichment within the stables. We then inspected the adult dogs in the deer shed. The shed had been hosed out recently as everything was very wet. The rooms were unlikely to dry quickly due to the lack of light and ventilation. An adult female dog was on the loose in the deer shed, we removed her to allow access to inspect the remaining dogs. **A female was removed from a cubicle and was seized due to being underweight and having a matted coat. "PARIS" dog 8.** The remaining dogs were in normal body condition and were not seized. All of the dogs confined in the deer shed were without any bedding or ability to display normal patterns of behaviour.

The dogs contained in the woolshed was inspected next, a female, she was seized due to, skin problems and an ear infection requiring veterinary treatment **"DESNEY" dog 9.**

Three young pups were seized next for the risk of imminent harm from the unsuitable containment.


They were **"ELITE" dog 10.** and **"PUPPY" dog 11.** and **"EMMA" dog 12.**

We checked the half round hay barn that Ms Wallace had repeatedly informed us that it did not contain any dogs. A dog was located next to the barn, the dog was shaking its head with discomfort from an ear infection. This dog was seized **"DANI" dog 13.**

Two dogs were located in the hay barn one was tethered by a short lead without access to water. The dog was underweight BCS 3/9 the environment within the barn was without any natural light. This dog was seized **"PARELLE" dog 14.**

The next dog inspected was tethered inside a dog enclosure within the barn. The dog was an adult female. The dogs lead was twisted up tightly around the dogs hock on the hind leg. The lead had forced the dogs back leg upward next to its head. The dog had been tangled up and unable to move for some time as the dog's limb had become very swollen likely due to the lack of blood supply to the leg. The dog was released from the tether and she was unable to weight bare. The limb was enlarged.

Signed:



Witness signature:



Occupation: **TRAINEE AWW**

Inspector Statement

One dog was tethered to the picket fence inside the property on the other side of the house that Inspector Williams and Animal Control Officer Rhys Heatley sighted. As they approached the dog Janine went to the dog and let it off.

There were 3 pups that apparently have recently been desexed and 1 adult dog Tiana, inside the vehicle. All windows down but was parked in full sun. The pups were let out of the vehicle and were extremely thirsty. They drunk excessively for 1 minute. Janine said she had been on her way to the vet, our Vet ask if it was post op check & Janine said yes but then got the call we were here at the property and returned home.

One adult female dog Tiffany was contained inside the wendy house, the window was shut. She was in normal body condition and her coat was ok, she had water. It was relatively clean but is inappropriate housing for a dog.

Janine then opened the dead lock door in utility shed with a key at the request of Inspector Plowright and Police. I asked who was locked inside, she said Zena. Janine went into the room and brought Zena out. Zena was assessed, was in normal condition and her coat was ok. Animal Control Officer Rhys, our assistant entered the room with me. Zena had been contained in a crate, there was another dog also in a crate that Janine had not mentioned. The smell of urine was strongly present, there was no natural light inside that room so was dark and the two dogs were sitting in crates. Both crates were fairly clean. Neither dog had any access to water. The second dog Debbie was underweight, had an obvious ear infection and her coat was matted with faecal matter and her fur stunk of urine. She was dog 7 seized.

We inspected the puppies in the rear of the deer shed. They had no water as it had been overturned. At least 24hrs worth of faecal build up was present. No stimulation for the puppies was provided but that applies throughout the entire number of dogs here. They looked to be in normal body condition and the smell was just bearable. In the front room of the deer shed there was 1 dog lose, in normal condition but wet with urine and water. The shed had been cleaned today so concrete floor was wet. The ammonia level was still very high even after cleaning. There is enough space for each dog in the pen but no bedding or dry area. In the far pen, Paris dog 8 was seized as she was underweight had poor coat condition, was matted and had a skin condition and was clearly distressed. The other two were in better condition so were left.

The woolshed still housed 9 dogs. The slats in the floor were deemed inappropriate for the dog's claws and feet by our veterinarian as they could easily get caught. Minimal water and cleaning had occurred. Desney, an adult female dog 9 was seized. Although she was in normal body condition she had chronic bad skin and both of her ears were severely irritated and she was circling and constantly shaking her head. She was pregnant also, unknown to us at the time. Three young dogs approximately 5 months old were showing erratic behaviour and inappropriately housed, with the slat floor with no water, were seized due to their behaviour and age. They were displaying unnatural behaviour due to no stimulation. They were more vulnerable due to their age, being exposed to this kind of prison like confinement. As they were lead outside they became fearful, distressed and reluctant to walk. So much so that one of them was carried to the vehicle. These were Elite, male, Puppy, male and Emma female 5 months old.

Signed:



Witness signature:



Occupation: *TRAINEE AUI*

KP So before the, the, the interview starts off, I'd like to, yeah, just backtrack to the, to the dogs that we're holding here now.

JW Mm-hmm.

KP You were, you were saying that two of them are in whelp and that was Destiny and, no --

LD Debbie.

KP And Debbie.

JW Debbie, yes.

LD Yep.

KP Okay, and is there anything else we should know about the dogs that we're, we're holding here for any health or behaviour or anything that may assist in us giving the full care that's needed?

JW Are you having problems?

KP No.

LD No, we just need to know if there was any special dietary requirements, were any under any medication?

KP That's what we do with --

RS Tell them the food that you're on.

JW Well they're being fed on, Destiny and Debbie are being fed on Royal Canin 4800. Caspar and Monty, also 4800. Elite, 4800, Paris, 4800, Astro, 4800 --

RS The males?

JW Yes, that was Astro.

RS Were they all on the same food or different?

JW So they're all different foods, depending. Forellie, oh Retsa was on 4800.

KP And any behavioural type things, likes, dislikes or anything that --

JW They're not used to men.

LD None of them?

JW None of them.

RS None. There's only females on the property until I came along and show me.

JW Mmm.

LD Any of them under any medication?

JW Yes, Danny for ear mites, Debbie for ear mites, Mafia have been treated --

KP Just any-, anything you can think of that might be of use for us and to making sure we're doing, any dogs coming in, we like to know as much information as, as possible about them.

RS Was this asked at the time?

JW No.

RS Is this, how many weeks later?

PARIS NOTES SPCA

Date of Birth: 22.07.2014

WITNESS STATEMENT Jess Beer dated 12.12.2017 Witness A.W. Inspector

13.10.2017 Weight when uplifted: 25.5 kg Perfect weight for her age, sex and structure. GSD Standard Adult Females Weight: 20 - 30 kg
2 weeks in Pound - Paris should never have been uplifted, she was not underweight!

Page 1 Par. 6

"Paris was found confined within a deer shed, the shed consisted of a concrete floor and high walled, plywood cubicles. The cubicles were without windows and ventilation.JB"

UNTRUE

Built by Master Builders. Purpose built for animals with ample light, and air flow.

The size of this area was 4.8 meters long and 1.25 meters wide.

Ventilation was ample, height of roof is 3 meters high to enable good air circulation, the sides and doors are approx. 10 cm above the flooring to ensure there is a good air flow. Deer are very sensitive and require a quality environment so that they do not stress.

If there was no natural light and without artificial lighting the Deer Shed would be dark. It would not be a safe working environment. This is a working farm. The deer shed had just been water blasted out. Of course "Paris" was vocal, strangers were coming into her area. Photo enclosed of interior of deer shed showing how much daylight is honestly in the deer shed.

PAGE 2 is not included in the discovery of documents!

A light measuring device was obtained from the University to measure the natural daylight. Clearly demonstrating the natural daylight.

27.10.2017 - Vet Health check JB - 14 days after uplifting. Ears mild wax. Resents otoscope. RHS ear is red and dirty, not inflamed. recheck next week. Coat is matted, faecal/urine contaminated - 2 weeks in Pound!

Assessment: Underweight, musculoskeletal abnormalities, skin and coat dirty.

30.10.2017 - Kevin Plowright gives permission for this animal to go under general anaesthesia for the purpose of hip dysplasia test. (Are Hip dysplasia tests done on all dogs that come into the SPCA?)

31.10.2017 - General anaesthesia - hips x-rayed. Ears examined both ear canals clean, not inflamed, no infection. Paris was not a long coat and it was unnecessary to have her entire body clipped of fur.

Sub cutaneous lump about 1 cm right lumbar area. FNB taken and sent to Gribbles. Keratin cyst/epidermal inclusion cyst - no treatment needed.

08.12.2017 - Small lump on right hand side getting bigger. If it gets more than 3 cm would recommend removal.

19.12.2017 - Lump on flank getting bigger, since getting bigger dog not eating since yesterday. Dogs mood slightly depressed. May have eaten bedding. To go to hospital to have abdominal x-ray. Sedated. No evidence of obstruction.

04.01.2018 - Lump on side has increased in size and is now discharging pink material possibly purulent. Lump to be removed under General Anesthesia and send for histology.

08.01.2018 - General Anaesthetic - Lump removed sent to Gribbles for testing.
Clavulox 1.5 ml injection given to go on 500mg 3/4 twice daily for 5 days,
Metacam 2.5 mg 1 tablet once daily for 2 days.

12.01.2018 - Has patches of thinning hair.

12.01.2018 - Gribbles Report - Bacteria Cocci are observed. Inflammation.

Cocci bacteria are spherical in shape and include Gram-positive bacteria *Staphylococcus aureus*, *Streptococcus pyogenes* and *Streptococcus pneumoniae* while Gram-negative cocci bacteria include *Neisseria gonorrhoeae* and *N. meningitidis*

Diagnosis: Infundibular keratinising acanthoma with pyogranulomatous. This one has ruptured and become infected. (So obviously the SPCA environment was not very hygienic)

09.03.2018 - Weight: 26 kg = 5 months later in SPCA care only a 500g increase in weight.

2x General Anaesthesia

ANIMAL DETAILS

NAME:	Paris	SEX:	Female
SPECIES:	Dog	DESEXED:	Unknown
BREED:	Shepherd, German	AGE:	11 Months - 5 Years (at admission)
COLOUR:	Black/Tan / Black/Tan	MICROCHIP ID:	
FEATURES:	held @ pukekohe pound Dog 8/15	ENTRY NOTES:	

OTHER ADMISSION DETAILS

FOUND: Mangatangi **ENTRY SOURCE:** Inspector
UPLIFT INFO: Kevin Plowright - UPLIFT SCREEN - health/environment dirty living conditions
MANAGER ALERT:
MEDICAL ALERT:

CONTACTS

RELATIONSHIP	NAME	PHONE NUMBERS	ADDRESSES	NOTES
Entry Source: Inspector	(201743) - Kevin Plowright			
Owner	(263334) - janine wallace		1478 miranda road, mangatangi	janine wallace & barbara glover are the owners

CLINIC NOTES

DATE	STAFF MEMBER	NOTE TYPE	NOTES
13 Oct 2017	Tracey Gamble	Event - New Admission	
13 Oct 2017	Tracey Gamble	Event - Status Change	Seized
13 Oct 2017	Tracey Gamble	Event - Location Change	Pound - General

DATE	STAFF MEMBER	NOTE TYPE	NOTES
27 Oct 2017	Jess Beer	Treatment - Vet Consult- Seized	<p>Inspector: LD Veterinarian: JB</p> <p>ID: 292120</p> <p>Species: Canine Breed: GSD Colour: Sable Age: 2 years Sex: Female De-sexed: No Microchip: 90010801587228</p> <p>History: seized from breeder. Spent two weeks in pound. Pound has noticed increased water intake.</p> <p>Physical examination: Weight: 25.5kg BCS: 3/9 Overall appearance and attitude- BAR Hydration - normal Ears – Mild wax erythematous. Resents otoscope. RHS ear is red and dirty, not inflamed, recheck next week. Eyes – WNL Mucous membranes: pink CRT: one sec Nose – WNL Mouth – WNL Chest – WNL Abdomen – Urogenital system – WNL Skin – • UV lamped: Negative • Ringworm culture required: no Coat and nails: Coat is matted and fecal/urine contaminated. Overgrown dew claws. Urine scalding: No Urine staining: Yes Faecal staining: Yes Lymph nodes – WNL Neurological – WNL Musculoskeletal – painful right hip extension Temperament – Treatment: bathe, groom, vaccinate, flea, worm.</p> <p>Assessment/differential diagnoses: underweight, musculoskeletal abnormalities, skin and coat dirty,</p> <p>Protech Bronchi Shield III Batch # 8940216A EXP 04MAY19 Vanguard +5 Batch no 233093 11DEC18 Revolution applied Drontal to be given in food.</p> <p>(SL)</p>
27 Oct 2017	Katie Wright	Event - Location Change	Doggery - General
30 Oct 2017	Katie Wright	Note - General	<p>Bathed in Sebizole Coat in bad condition, heavily matted on the back, back legs, behind ears and underside. Will require either professionally grooming and/or shaving. Dog smelt of urine and faeces. The water running off his coat was brown in colour. Dog was also very fearful of bath and panicked at the water going on her body.</p>
30 Oct 2017	Katie Wright	Note - General	Kevin Plowright gives permission for this animal to go under anaesthesia for the purpose of a hip displaysia test and ear exam and any other exam/treatment deemed necessary to mitigate possible suffering while the animal is in our care.
31 Oct 2017	Doug Dreyer	Treatment - Xray - Big Plate	<p>Premed with ACP / Temgesic , induce with propofol and maintain anaesthesia with isoflurane . X-ray hips v/d view , JB to assess . Examine ear canals , both clean and not inflamed nor infected . Entire body covered in in mats , unable to brush out , entire body had to be clipped of fur . Once groomed , sub cutaneous lump about 1 cm diameter found right lumbar area , FNB taken and sent to Gribbles lab</p> <p>JB FNA consistent with keratin lesion dx cyst no need for treatment at this point, monitor</p> <p>Hips bilateral thickened femoral necks</p>

DATE	STAFF MEMBER	NOTE TYPE	NOTES
31 Oct 2017	Jess Beer	Treatment - Gribbles Laboratories	<p>@HEADER ACCESSION AU1736316 REPORT CYTO REPORTSTATUS FINAL OWNER SPCA SUBREF PARRIS 292120 SPECIES Canine BREED German Shep. SEX Female AGE 3 YEAR(S) SENT 31/10/2017 12:03:14 PM RECEIVED 31/10/2017 12:03:14 PM SIGNEDDATE 31/10/2017 1:38:32 PM SUBMITTER Jess Beer TECHNICIAN LHULME LABORATORY Gribbles Veterinary Pathology Ltd- Auckland LABADDR1 37-41 Carbine Road LABADDR2 Mt Wellington REPORTFEE 47.60</p> <p>@RESULTS @COMMENTS AU17-36316 Patient: Paris 292120</p> <p>History: Dermal, cyst-type lesion in R paralumbar area, 1cm Slides examined: 1/1 Cytology description: The smear contains a large amount of granular proteinaceous material admixed with low to moderate numbers of enucleate squamous epithelial cells. Occasional red cells are also noted but no nucleated cells. No organisms seen. Interpretation: R paralumbar mass: Keratin-containing lesion Comment: Thank-you for the submission Jessica. This may be representative of a keratin cyst/epidermal inclusion cyst or an epithelial/adnexal tumour such as a trichoblastoma, epithelioma etc that has a cystic component. These tumours, when they occur in association with keratin cysts are typically benign although rarely more aggressive forms may be seen. No overt evidence of underlying neoplasia is seen but histopathology is generally needed if you want to fully exclude this. Lisa Hulme-Moir, BVSc, PhD</p> <p>Cytology performed and reported by Gribbles Veterinary, Carbine Rd, Auckland Reference Ranges and Method Reference will be supplied on request Testing Requested 1 x Cytology Smear 1 x Cytology Smear @END</p> <p>IMPORTANT - GRIBBLES is a division of Healthscope Limited.</p> <p>This email contains confidential information intended only for the person named above and may be subject to legal privilege. If you are not the intended recipient, any disclosure, copying or use of this information is prohibited. Healthscope provides no guarantee that this communication is free of virus or that it has not been intercepted or interfered with. If you have received this email in error or have any other concerns regarding its transmission, please notify postmaster@gribbles.co.nz. You must destroy the original transmission and its contents. Any views expressed within this communication are those of the individual sender, except where the sender specifically states them to be the views of Healthscope. If this document is not required for record keeping purposes please consider the environment before storing or printing. This communication should not be copied or disseminated without permission.</p> <p>Please consider the environment before printing this message.</p>
17 Nov 2017	Jess Beer	Treatment - consult re-check seized	<p>Vanguard +5 Batch no 233093 11DEC18</p> <p>Small dermal cyst midline scapula.</p> <p>Weight 25.4kg</p> <p>(SL)</p>

DATE	STAFF MEMBER	NOTE TYPE	NOTES
08 Dec 2017	Jess Beer	Treatment - consult re-check seized	<p>Monthly vet check Eyes: WNL Ears: WNL Nose: WNL Mouth/teeth: WNL Heart/Lungs: WNL Skin/Coat: Small lump right hand side 2cms, appears to be getting bigger, if it gets bigger than 3cm would recommend removal. Weight: 26.5kg BCS: 3/9 Given Revolution (SL)</p>
19 Dec 2017	Rosalind Holland	Treatment - consult re-check seized	<p>CA noted lump on flank getting bigger, since getting bigger dog not eating since yesterday. Dog's mood slightly depressed.</p> <p>On exam quiet and abdomen uncomfortable. Lump has increased in size to approx 2.5cm. Temperature normal. May have eating bedding. To go to hospital to have abdominal xray. LD/GR given permission.</p> <p>Lesion on left shoulder near collar, circular no hair with dark centre, appearance most consistent with old scar.</p> <p>(SL)</p> <p>Sedated Dom/Torb Lateral radiographs, no evidence of obstruction, normal feces on rectal Cerenia given Reversed with antisedan To offer ID and monitor for any further clinical signs</p>
04 Jan 2018	Lyndell Olley	Treatment - consult re-check seized	<p>Lump on side has increased in size and is now discharging pink material possibly purulent. Lump to be removed under GA + send for histology.</p> <p>KP has given permission for this dog to go under GA to remove lump and to send it for histology. (SL)</p>
08 Jan 2018	Jess Beer	Treatment - Dog more than 15kg - General Anaesthetic Gas & IV	<p>Lump removed and sent to gribbles for testing, Clavulox 1.5ml injection given, to go on clav 500mg 3/4 tablet twice daily for 5 days, and metacam 2.5mg 1 tablet once daily for 2 days. Sutures due out in 10-14 days. 27.5kg. (AC)</p>
12 Jan 2018	Jess Beer	Treatment - consult re-check seized	<p>Monthly General Examination Eyes: WNL Ears: WNL Nose: WNL Mouth/teeth: WNL Heart/Lungs: WNL Skin/Coat: Has patches of thinning hair. Dorsum scaly thinning fur. When her stitches come out she will need to have a bath. Trimmed nails. Weight: 28.3kg BCS: 4/9</p> <p>Given Revolution. CA to monitor is thinning fur gets worse</p> <p>(SL)</p>

DATE	STAFF MEMBER	NOTE TYPE	NOTES
12 Jan 2018	Lyndell Olley	Treatment - Gribbles Laboratories	<p>@HEADER ACCESSION AU1800627 REPORT HISTO REPORTSTATUS FINAL OWNER SPCA SUBREF PARIS 292120 SPECIES Canine BREED German Shep. SEX Female AGE 4 YEAR(S) SENT 8/01/2018 4:39:53 PM RECEIVED 8/01/2018 4:39:53 PM SIGNEDDATE 12/01/2018 11:15:46 AM SUBMITTER Jess Beer TECHNICIAN BLVAATS LABORATORY Gribbles Veterinary Pathology Ltd- Auckland LABADDR1 37-41 Carbine Road LABADDR2 Mt Wellington REPORTFEE 82.70</p> <p>@RESULTS @COMMENTS AU18-00627 Animal identification: Paris Trimming notes: 40x28x12mm elliptical skin biopsy with raised, ovoid, 20x15x10mm mass and sinus tracts. C3-3pce Histological description A discrete, flask-shaped neoplasm expands the deep dermis and elevates the epidermis. The neoplasm surrounds a cystic space filled with compact parakeratosis and communicates with an epidermal pore. The wall of the neoplasm is populated by large, slightly glassy squamous cells undergoing gradual keratinization. There is mild anisokaryosis. Mitotic figures are present in low numbers. The wall of the neoplasm is discontinuous. Rafts of keratin are present in the surrounding dermis and surrounded by large numbers of neutrophils, macrophages and plasma cells. Bacterial cocci are observed. The inflammation blends into oedematous granulation tissue. Neoplastic cells and associated inflammation do not extend to the inked surgical margins. Morphological diagnosis: Infundibular keratinising acanthoma with pyogranulomatous furunculosis Comments: Jess, infundibular keratinising acanthomas are benign, gradually expansile tumours arising from the follicle wall. They are often located on the dorsal neck or trunk, but anywhere on the body may be affected. GSDs are predisposed and may develop multiple IKAs. This one has ruptured and become infected. However, excision is complete and is expected to be curative. Bernie Vaatstra BVSc (dist) MVStds (hons) MANZCVSc Diplomate ACVP Registered Specialist in Veterinary Anatomic Pathology Phone: 06 350 2943 / Email: bernie.vaatstra@gribbles.co.nz</p> <p>HISTOLOGY performed and reported by Gribbles Veterinary, Tremaine Ave, Palmerston North Reference Ranges and Method Reference will be supplied on request Testing Requested 1 x Histology - Single Tissue/Biopsy 1 x Histology - Single Tissue/Biopsy @END</p>
17 Jan 2018	Rosalind Holland	Treatment - consult re-check seized	<p>Rechecked site of lump removal + ROS, looks good, small amount of scabbing but healing well. (SL)</p>
09 Feb 2018	Lyndell Olley	Treatment - consult re-check seized	<p>Monthly General Examination Eyes: WNL Ears: WNL Nose: WNL Mouth/teeth: WNL Heart/Lungs: WNL Skin/Coat: WNL Weight: 27.7kg BCS: 4/9</p> <p>Given Drontal and Revolution. (SL)</p>
16 Feb 2018	Tish Tabak	Event - Fostered	Fostered to: (143897)
16 Feb 2018	Tish Tabak	Event - Location Change	Foster Home - General - Fostered to: (143897)
20 Feb 2018	Katie Wright	Event - Returned From Foster	
20 Feb 2018	Katie Wright	Event - Location Change	Doggery - General - Returned from foster.

DATE	STAFF MEMBER	NOTE TYPE	NOTES
21 Feb 2018	Rosalind Holland	Treatment - consult re-check seized	Eyes: WNL Ears: WNL Nose: WNL Mouth/teeth: WNL Limb Extension: WNL Heart/Lungs: WNL Skin/Coat: WNL Microchip scanned: 90010801587228 Checked okay to go to foster (SL)
21 Feb 2018	Tish Tabak	Event - Location Change	Foster Home - General - Fostered to: (231248)
21 Feb 2018	Tish Tabak	Event - Fostered	Fostered to: (231248)
09 Mar 2018	Doug Dreyer	Treatment - consult re-check seized	Monthly General Examination Eyes: WNL Ears: WNL Nose: WNL Mouth/teeth: WNL Heart/Lungs: WNL Skin/Coat: WNL Weight: 26kg BCS: 3.5/9 Revolution applied To increase food intake. Feed three times a day. Is not in season. Will need to be returned when in season as a large entire male dog lives close by.
14 Mar 2018	Doug Dreyer	Treatment - consult re-check seized	(SL) Returned from foster. 27.2kg Is coming into season. Swollen vulva but no discharge. Eyes: WNL Ears: WNL Nose: WNL Mouth/teeth: WNL Heart/Lungs: WNL Skin/Coat: WNL BSC 3.5/9
15 Mar 2018	Katie Wright	Event - Returned From Foster	(SL)
15 Mar 2018	Katie Wright	Event - Location Change	Doggery - General - Returned from foster.